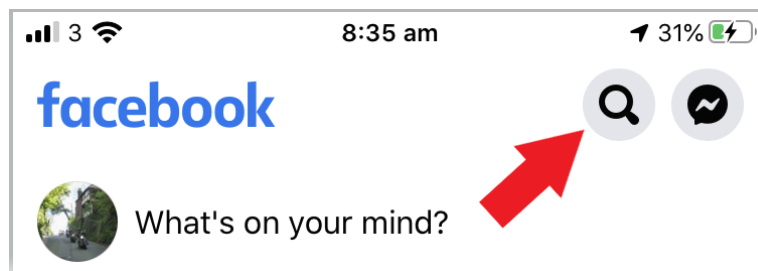


# Virtual Club Nights

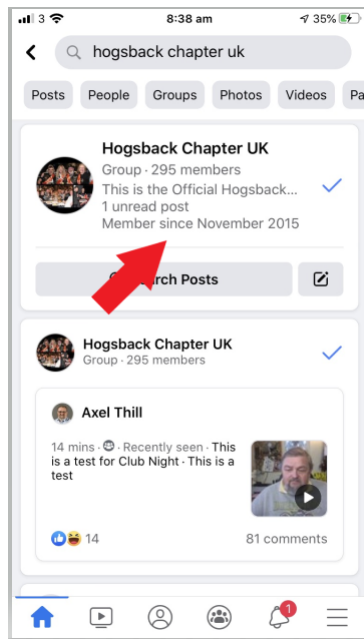
## How to join in !

The Virtual Club Night Live broadcasts are scheduled to start at 7.30pm, but do check on the Chapter website in case this time changes.

Click the [Search Button] on your Facebook App or Desktop

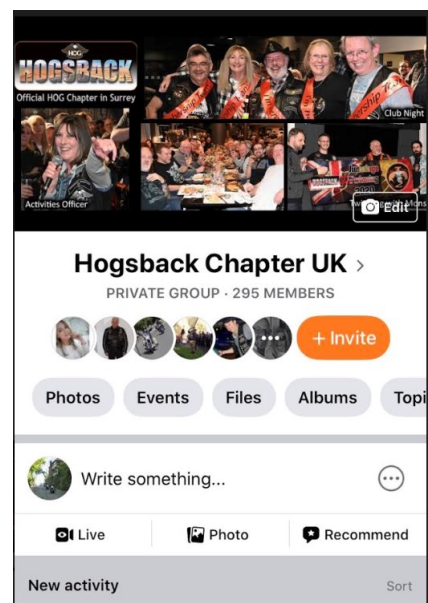


Type 'Hogsback Chapter UK' in the Search Facebook box and press Search



Then Click on Hogsback Chapter UK

You should now be on the Hogsback Chapter's Facebook Page



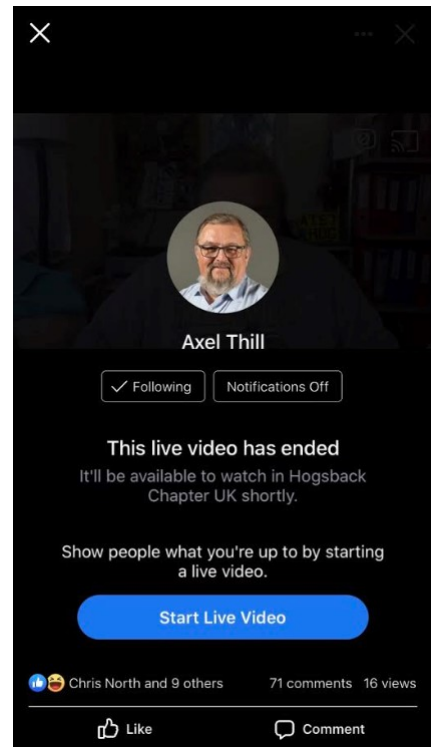
You should receive a notification to let you know that a speaker has started but you can also look for a video in the 'Videos' option (look in Photos if you have no Video option)..

The screens look something like this:



↩  
Each new presenter will start a new Live broadcast as per the Agenda.

⇒  
At the end of each Live broadcast you will see



**Please do not press [Start Live Video] as this starts a personal Live Video.**

## Additional Rules and Guidelines

Hogsback Chapter Facebook Group Members will be able to type in messages but remember that our normal Hogsback Facebook rules apply: basically 'Play nicely' - if you don't you will be blocked for 24 hours by the administrator.

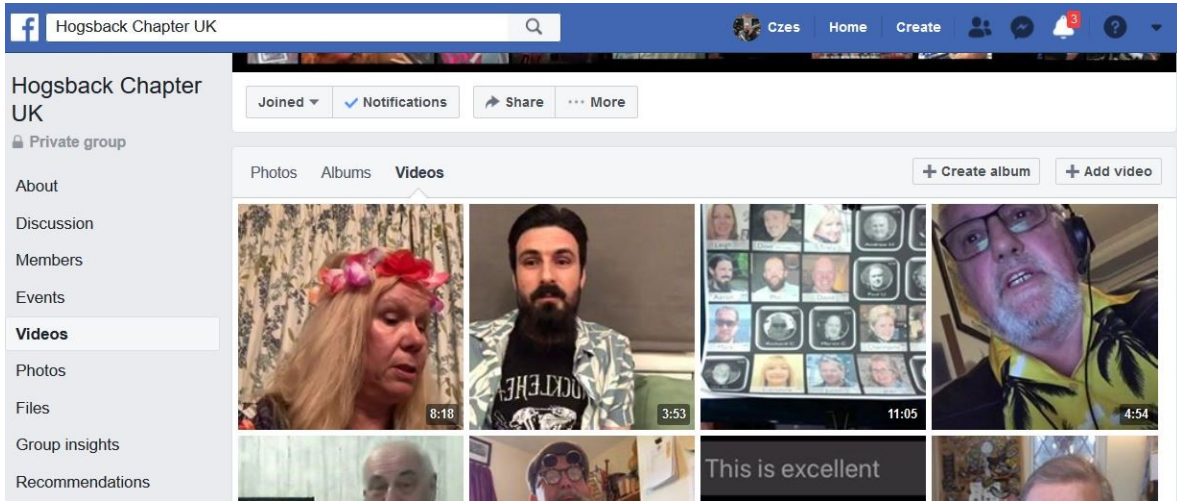
Please note that there may be a minute or so delay between your messages being typed / displayed and the presenter seeing them.

During the Club Night Live broadcast, please do not:

- start your own live video
- start any watch parties as videos are available to all members of the group. Watch parties can spam the live broadcast and cause a poor viewing experience for other members.
- start a replay until after Virtual Club Night has finished as this may affect the bandwidth of the running Live broadcast

Finally, the Live broadcast will be available on the Hogsback Facebook Page until the next Club Night and can be accessed from Videos on the home page of the Chapter Facebook site.

The layout of the Chapter page on Facebook differs slightly on a mobile device and the videos may be merged in with the photos.



Simply scroll through the list to find the video you want to view.

